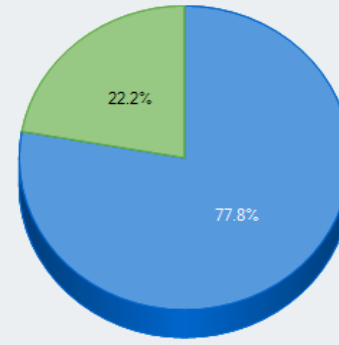


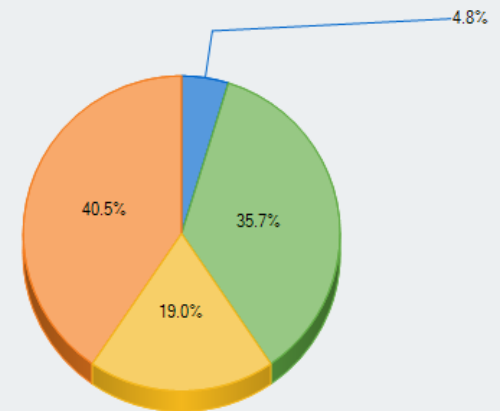
Q 2 Are you a member of Kitty Hawk Baptist Church?

Answer	Responses	Percentage
Yes	42	77.8%
No	12	22.2%
Total Responses	54	



Q 3 long have you been a member of Kitty Hawk Baptist Church?

Answer	Responses	Percentage
Less than 1 year	2	4.8%
1 to 5 years	15	35.7%
6 to 10 years	8	19.0%
More than 10 years	17	40.5%
Total Responses	42	

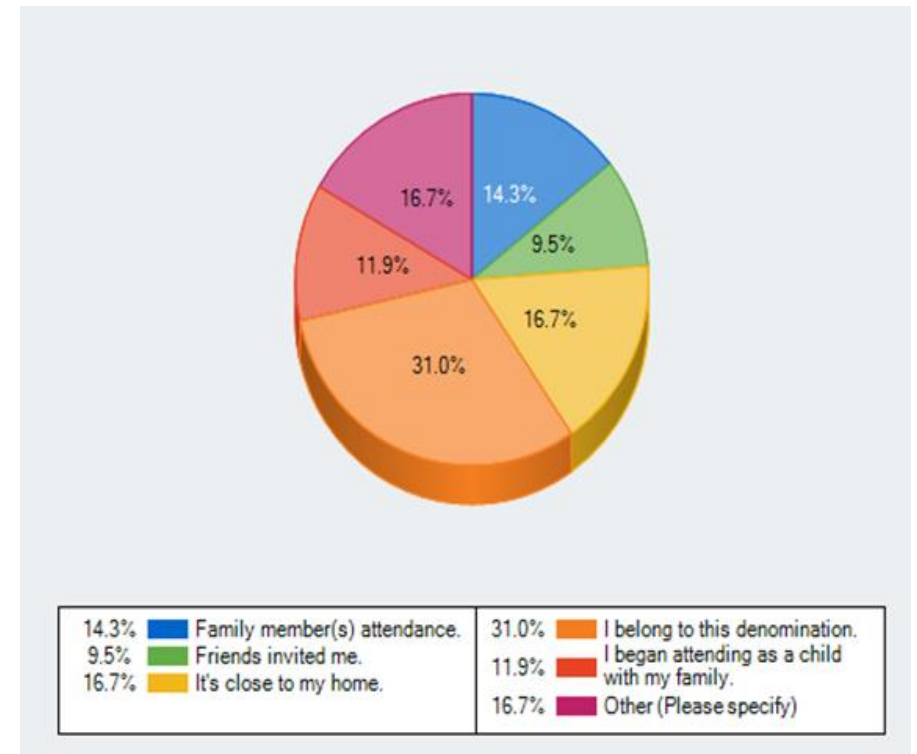


Q 4

What first brought you to Kitty Hawk Baptist Church?

Page 2

Answer	Responses	Percentage
Family member(s) attendance.	6	14.3%
Friends invited me.	4	9.5%
It's close to my home.	7	16.7%
I belong to this denomination.	13	31.0%
I began attending as a child with my family.	5	11.9%
Other (Please specify)	7	16.7%
Total Responses	42	

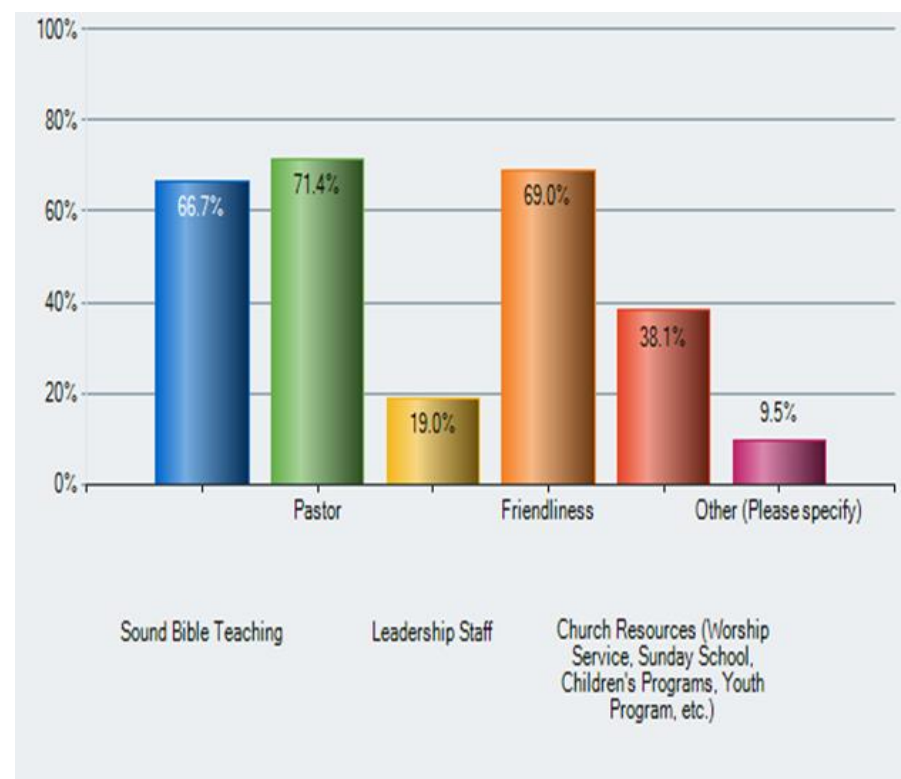


Other (Please specify)	
Response No.	Response Text
1	It's close to my home, and I am Baptist
2	Pastor Teears and the Manna ministry.
3	I was going around looking for a church and the members here welcome me and I joined after that.
4	I've only ever gone to a baptist church, and KHBC is in walking distance to my house.
5	Visited several Baptist churches in the area.
6	My children attended VBS at this church when they were at Better Beginnings. We lived in Corolla then so we did not attend at that time. When we moved to Kitty Hawk in 1994, we would attend but not as regularly as we should have.
7	Cannot remember

Q5

What did you like about KHBC that prompted you to join? (Please select all that apply)

Answer	Responses	Percentage
Sound Bible Teaching	28	66.7%
Pastor	30	71.4%
Leadership Staff	8	19.0%
Friendliness	29	69.0%
Church Resources (Worship Service, Sunday School, Children's Programs, Youth Program, etc.)	16	38.1%
Other (Please specify)	4	9.5%
Total Responses	115	



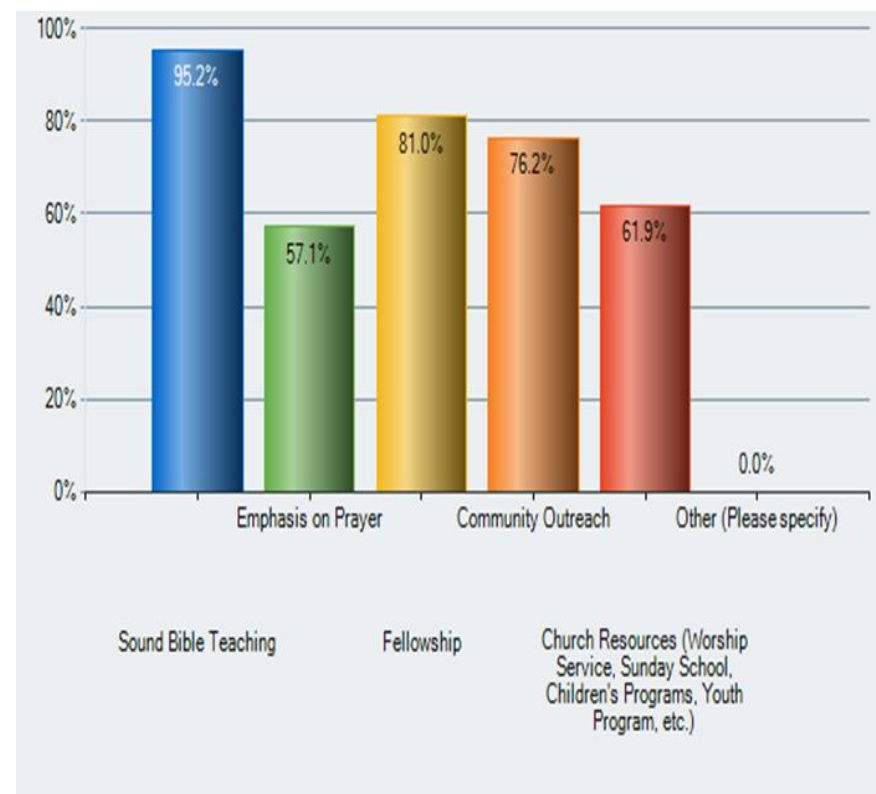
Other (Please specify)

Response No.	Response Text
1	Mission focus of the pastor
2	I was married to the Pastor.
3	I am able to serve God here.
4	Members made me feel like I was part of the church family.

Q 6

As a member, what do you feel defines KHBC? (Please select all that apply)

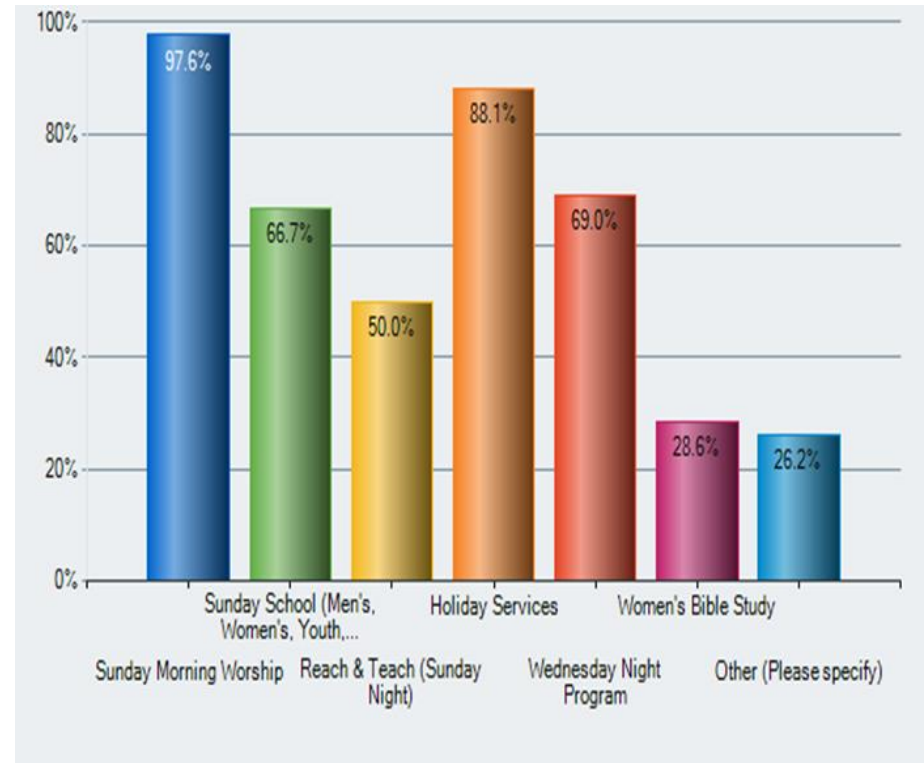
Answer	Responses	Percentage
Sound Bible Teaching	40	95.2%
Emphasis on Prayer	24	57.1%
Fellowship	34	81.0%
Community Outreach	32	76.2%
Church Resources (Worship Service, Sunday School, Children's Programs, Youth Program, etc.)	26	61.9%
Other (Please specify)	0	0%
Total Responses	156	



Q7

Which services/activities have you attended so far? Please select all that apply.

Answer	Responses	Percentage
Sunday Morning Worship	41	97.6%
Sunday School (Men's, Women's, Youth, and/or Children's)	28	66.7%
Reach & Teach (Sunday Night)	21	50.0%
Holiday Services	37	88.1%
Wednesday Night Program	29	69.0%
Women's Bible Study	12	28.6%
Other (Please specify)	11	26.2%
Total Responses	179	



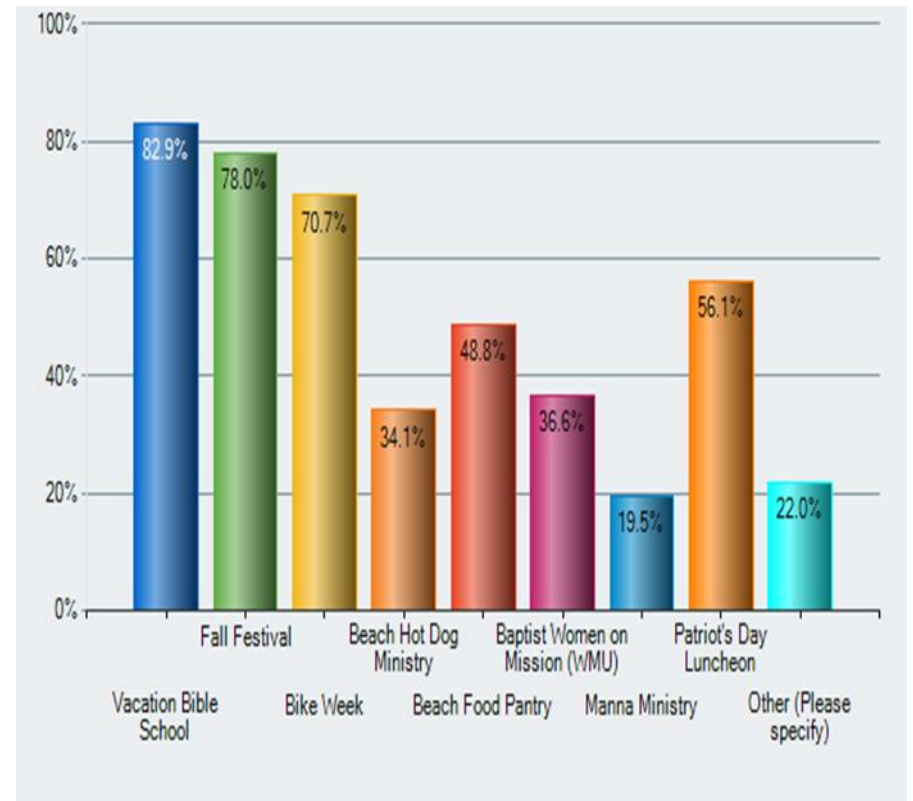
Other (Please specify)	
Response No.	Response Text
1	Women on Mission (3)
4	Thursday Morning Prayer Meeting (2)
6	Choir
7	Short term missions
8	Wednesday Fellowship dinners

Other (Please specify)	
Response No.	Response Text
9	Prayer meetings, Revivals, VBS, Bike Week, FF
10	Numerous outreach programs
11	Women's study in the past not in last 5 years

Q 8

Which In-Church and Community Outreach activities have you attended and/or participated in so far? Please

Answer	Responses	Percentage
Vacation Bible School	34	82.9%
Fall Festival	32	78.0%
Bike Week	29	70.7%
Beach Hot Dog Ministry	14	34.1%
Beach Food Pantry	20	48.8%
Baptist Women on Mission (WMU)	15	36.6%
Manna Ministry	8	19.5%
Patriot's Day Luncheon	23	56.1%
Other (Please specify)	10	22.0%
Total Responses	184	

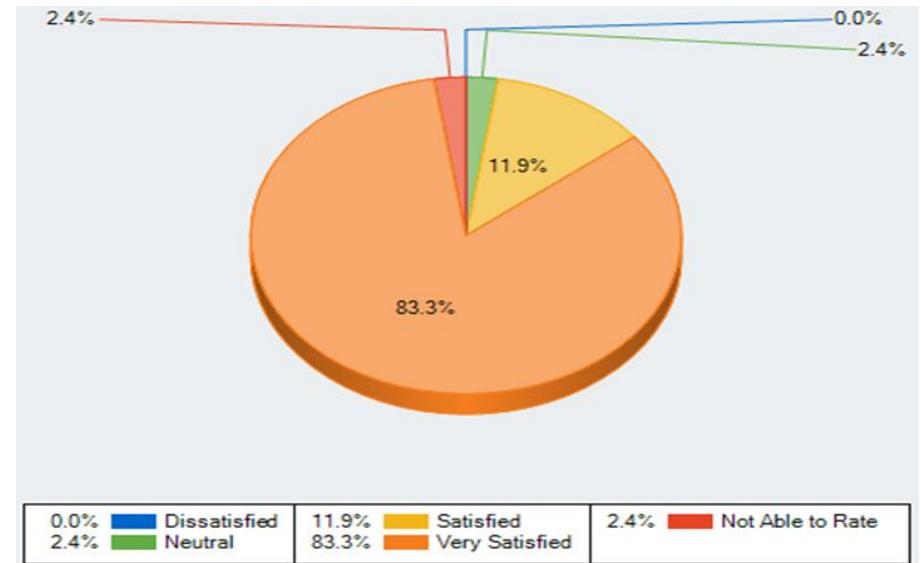


Other (Please specify)	
Response No.	Response Text
1	Mission Trips (3)
4	Lifeguard Lunches (2)
6	Lenten Service and Lunch
7	Short term missions
8	Haircuts for kids

Other (Please specify)	
Response No.	Response Text
9	Wednesday night dinners ministry, youth and children
10	Volunteered to clean church years ago

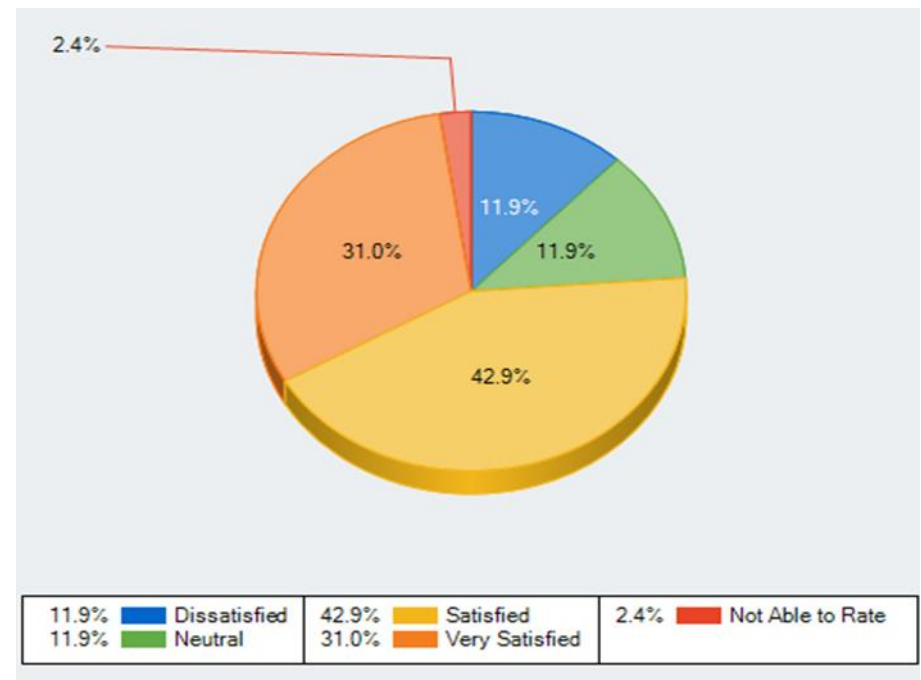
Q 9 Based on your past experiences, please rate your satisfaction with the following areas in the life of our church. **SERMONS**

Answer	Responses	Value	Percentage
Dissatisfied	0	1	0%
Neutral	1	2	2.4%
Satisfied	5	3	11.9%
Very Satisfied	35	4	83.3%
Not Able to Rate	1	5	2.4%
Total Responses	42	Weighted Score 3.86	



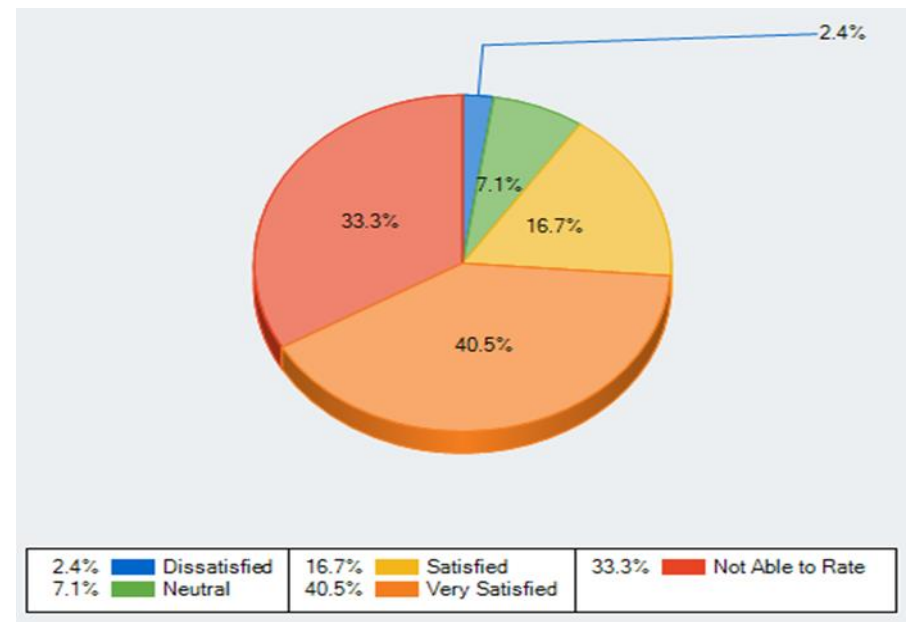
Q 9 Based on your past experiences, please rate your satisfaction with the following areas in the life of our church. **WORSHIP MUSIC**

Answer	Responses	Value	Percentage
Dissatisfied	5	1	11.9%
Neutral	5	2	11.9%
Satisfied	18	3	42.9%
Very Satisfied	13	4	31.0%
Not Able to Rate	1	5	2.4%
Total Responses	42	Weighted Score 3.00	



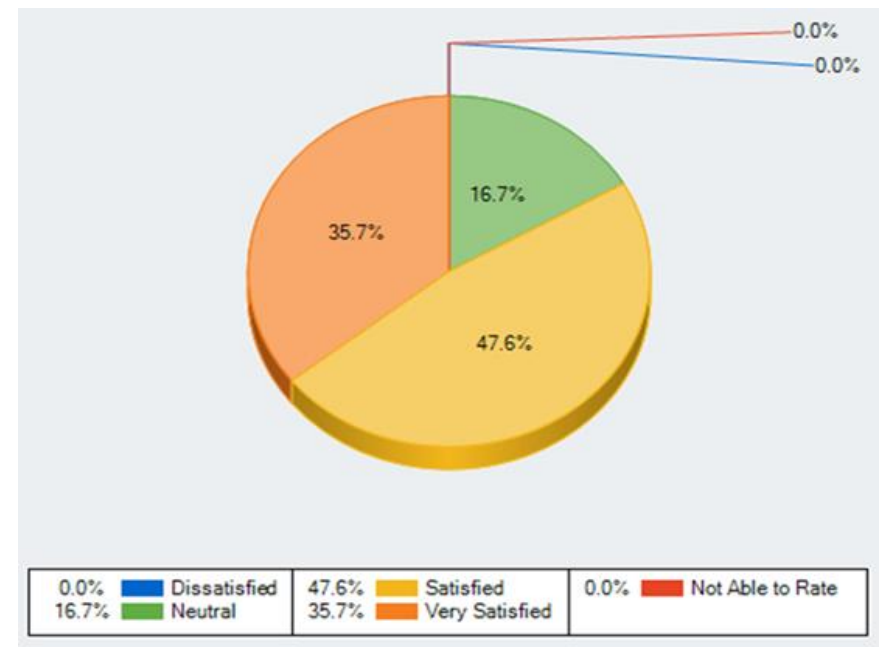
Q 9 Based on your past experiences, please rate your satisfaction with the following areas in the life of our church. **CHILDCARE**

Answer	Responses	Value	Percentage
Dissatisfied	1	1	2.4%
Neutral	3	2	7.1%
Satisfied	7	3	16.7%
Very Satisfied	17	4	40.5%
Not Able to Rate	14	5	33.3%
Total Responses	42	Weighted Score 3.95	



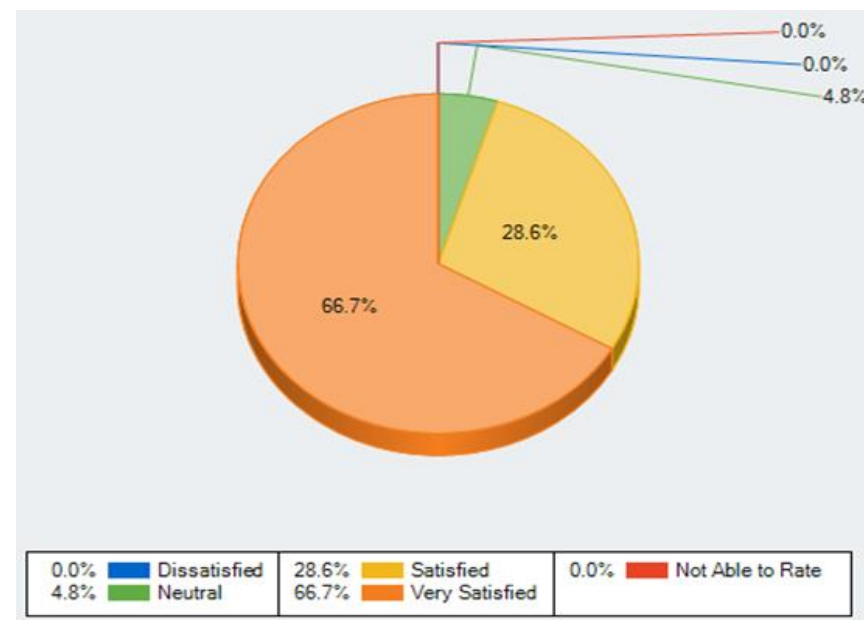
Q 9 Based on your past experiences, please rate your satisfaction with the following areas in the life of our church. **CHURCH FACILITIES**

Answer	Responses	Value	Percentage
Dissatisfied	0	1	0%
Neutral	7	2	16.7%
Satisfied	20	3	47.69%
Very Satisfied	15	4	35.7%
Not Able to Rate	0	5	0%
Total Responses	42	Weighted Score 3.19	



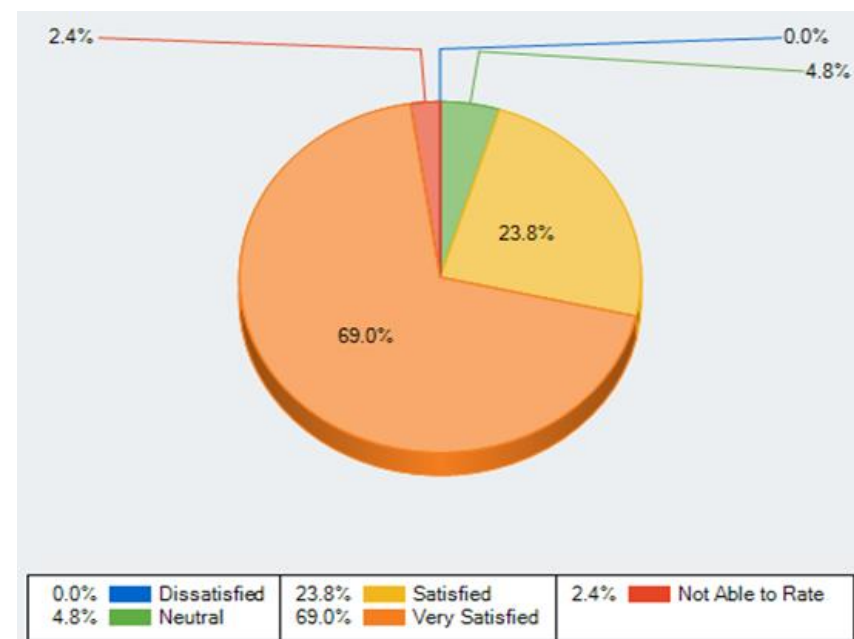
Q 9 Based on your past experiences, please rate your satisfaction with the following areas in the life of our church. SERVICE TIMES

Answer	Responses	Value	Percentage
Dissatisfied	0	1	0%
Neutral	2	2	4.8%
Satisfied	12	3	28.6%
Very Satisfied	28	4	66.7%
Not Able to Rate	0	5	0%
Total Responses	42	Weighted Score 3.62	



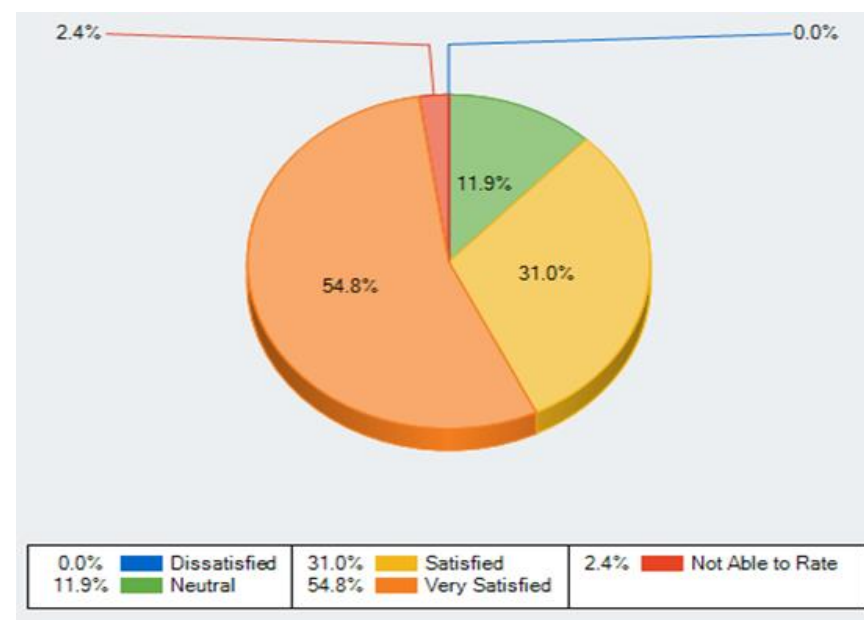
Q 9 Based on your past experiences, please rate your satisfaction with the following areas in the life of our church. FELLOWSHIP/COMMU

Answer	Responses	Value	Percentage
Dissatisfied	0	1	0%
Neutral	2	2	4.8%
Satisfied	10	3	23.8%
Very Satisfied	29	4	69.0%
Not Able to Rate	1	5	2.4%
Total Responses	42	Weighted Score 3.69	



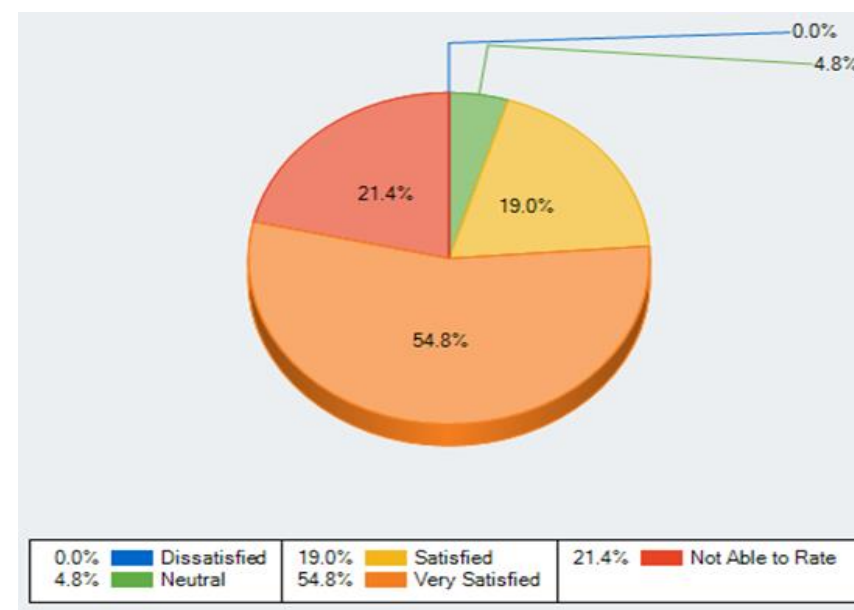
Q 9 Based on your past experiences, please rate your satisfaction with the following areas in the life of our church. **LEADERSHIP**

Answer	Responses	Value	Percentage
Dissatisfied	0	1	0%
Neutral	5	2	11.9%
Satisfied	13	3	31.0%
Very Satisfied	23	4	54.8%
Not Able to Rate	1	5	2.4%
Total Responses	42	Weighted Score 3.48	



Q 9 Based on your past experiences, please rate your satisfaction with the following areas in the life of our church. **BIBLE STUDIES**

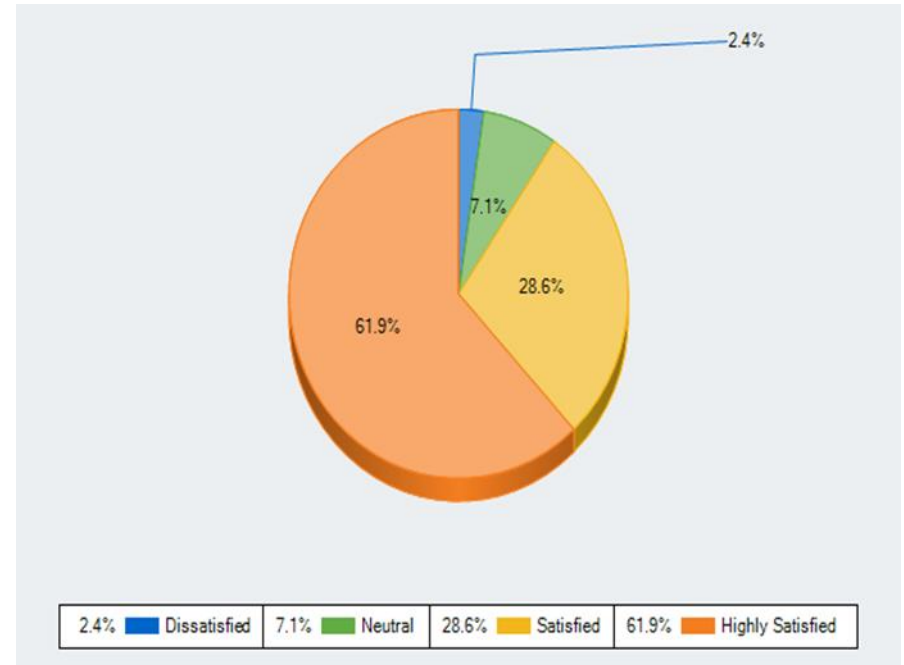
Answer	Responses	Value	Percentage
Dissatisfied	0	1	0%
Neutral	2	2	4.8%
Satisfied	8	3	19.0%
Very Satisfied	23	4	54.8%
Not Able to Rate	9	5	21.4%
Total Responses	42	Weighted Score 3.93	



Q 10

How satisfied are you with your membership?

Answer	Responses	Percentage
Dissatisfied	1	2.4%
Neutral	3	7.1%
Satisfied	12	28.6%
Highly Satisfied	26	61.9%
Total Responses	42	



Q 11 As a dissatisfied member, what do you recommend the Church do to resolve/remedy your dissatisfaction?

No.	Response Text
1	Not the church, I need to be more active

Q12. As KHBC moves forward, what improvements do you recommend and/or would like to see implemented?

Response Category	Response Text
Building/ Infrastructure	Infrastructure improvements to Fellowship Hall
	When church can budget the expense, I would like to see the Fellowship Hall flooring replaced.
	Fellowship Hall and annex need work
	new fellowship hall with bigger and more up to date kitchen
	Back entrance to sanctuary.
	Better internet, better online services.
Music	I would like us to have a pianist regularly on Sunday mornings.
	new music
	First of all, I'm not a singer. But, I have always gone to church singing out the hymnal. This is the music I enjoy and changing to the current music is hard.
	I think as a church we are doing the best that we can with what God has given us. In the future I would love to see more contemporary songs but that's just a personal preference and since we have very conservative/traditional church members I would love to have more inclusiveness between the youth/children/adults.
	A varied musical platform with ensembles, soloists, outside groups etc.
	Music selection is appropriate to the sermon and thoughtful, but I would like to see more in-church talent be put to use such as a men's quartet or similar
Leadership/ Staffing	We need more people trained in the technical side of worship, sound techs, computer techs, videographers.
	More structured lessons for children vs whatever teacher wants to teach that day. It's almost impossible to fill in for a teacher if there is not lesson plan.
	Better communication between leadership and church members. A way to involve more people .
Outreach	Community service, outreach
	Better organization, More efficient planning, Not get caught up in the little things and worry more about the lost souls of the community
	I'd like to see us reach out to the community better.
	I would like for our church to grow in many ways - our youth program, our community outreach, our church family. Not that what we have needs an improvement, but I would like to see growth and I would like to be a part or facilitator of that growth.
	Sunday evening service at the church again.
	Hire a Bible Studying Minister
	Really none
	¡Nada, es perfecto!
	none
	no recommendations
	Continue to do those things we currently enjoy as a church.
	Not sure at this time.
	Stay the course, stay biblical.

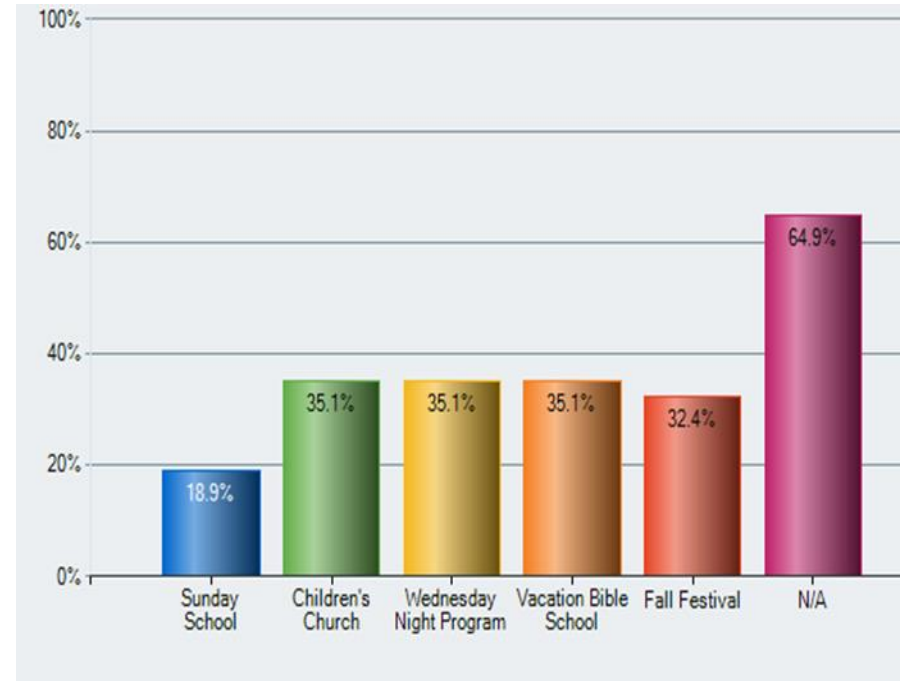
Q13. Do you have any in-house or Outreach ministry/mission projects, currently not KHBC funded, that you would like implemented/supported? Please specify.

Response Number	Response Text
1	A program that establishes mentorship for new Christians. A program of discipleship that feeds them as they grow and mature. Almost a one-on-one Fellowship in the teaching of the walk with the Lord.
2	no
3	Emmaus
4	none
5	No, I think the outreach that KHBC (especially for its size) is absolutely amazing!
6	¡Nada, es Perfecto!
7	no
8	I think the church is doing a great job reaching out to our members and community before and during this pandemic, to show love and financial support.
9	none
10	I am working on some ideas but do not have anything concrete to share yet. I want to be able to continue with Wednesday Night Ministries, Lifeguard Lunches, Involvement with the FCA, Haircuts for Kids etc
11	Not sure at this time

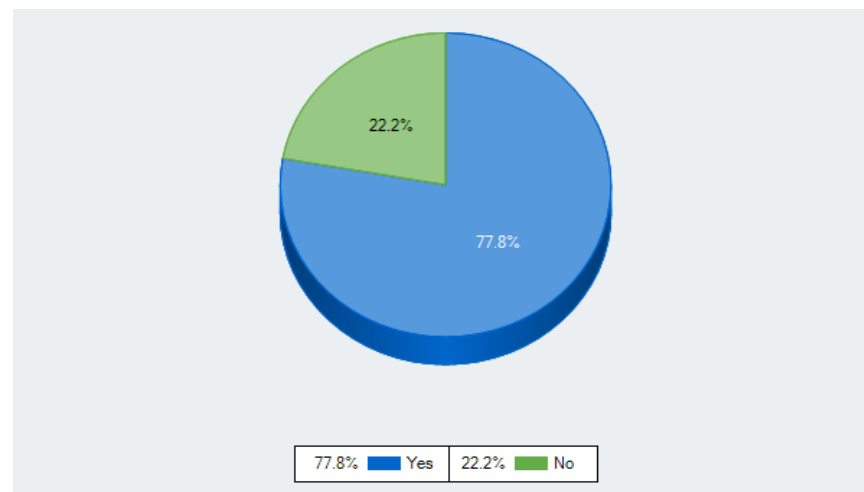
Q 14

If you are a relative or guardian of school-aged children, please check all Ministry activities in which they have participated.

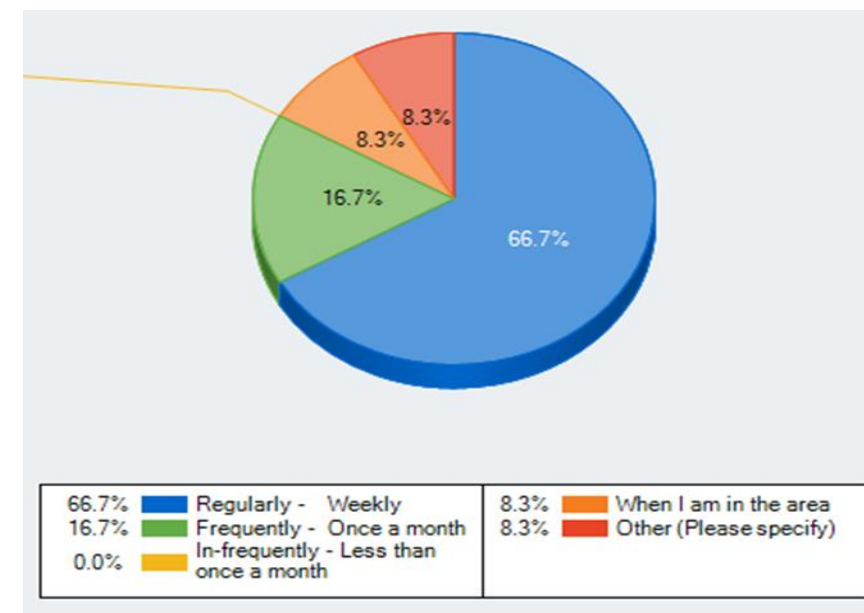
Answer	Responses	Percentage
Sunday School	7	18.9%
Children's Church	13	35.1%
Wednesday Night Program	13	35.1%
Vacation Bible School	13	35.1%
Fall Festival	12	32.4%
N/A	24	64.9%
Total Responses	82	



Answer	Responses	Percentage
Yes	42	77.8%
No	12	22.2%
Total Responses	54	



Q 15 As a non-member, how frequently do you attend KHBC?		
Answer	Responses	Percentage
Regularly - Weekly	8	66.7%
Frequently - Once a month	2	16.7%
In-frequently - Less than once a month	0	0%
When I am in the area	1	8.3%
Other (Please specify)	1	8.3%
Total Responses	12	



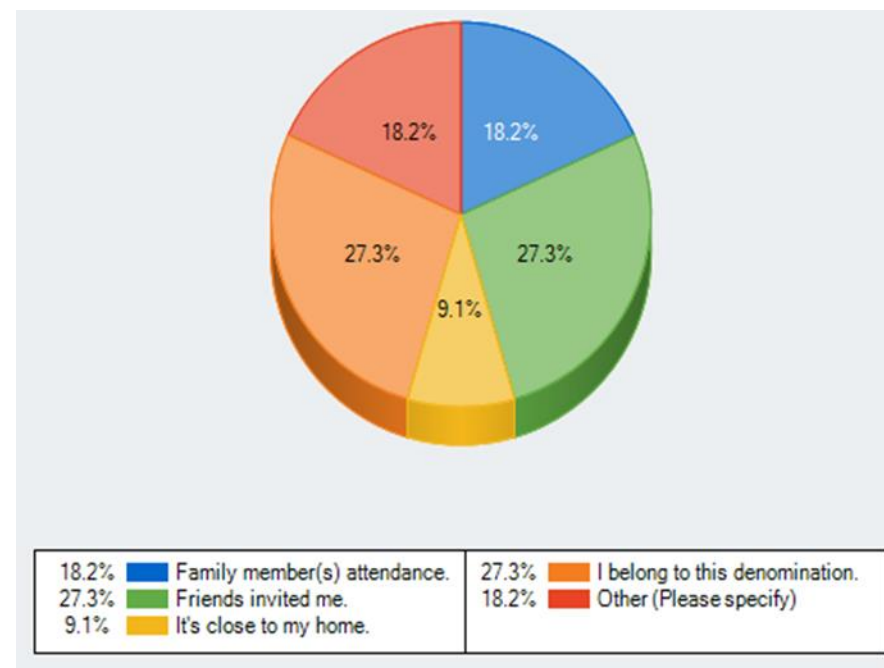
Other (Please specify)	
Response No.	Response Text
1	Approx. 2x per month

Q 16

What first brought you to Kitty Hawk Baptist Church?

Page 16

Answer	Responses	Percentage
Family member(s) attendance.	2	18.2%
Friends invited me.	3	27.3%
It's close to my home.	1	9.1%
I belong to this denomination.	3	27.3%
Other (Please specify)	2	18.2%
Total Responses	11	

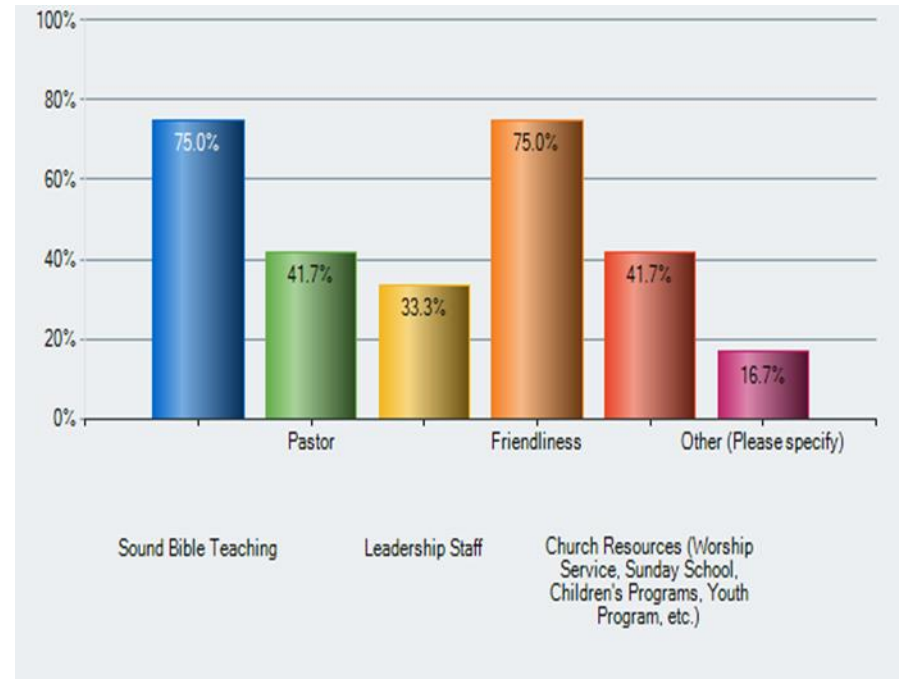


Other (Please specify)	
Response No.	Response Text
1	Tried all churches in obx, loved Don true preaching and church atmosphere
2	Visting churches in area and Don won us over

Q 17

What did you like about KHBC that prompted you to join?
(Please select all that apply)

Answer	Responses	Percentage
Sound Bible Teaching	9	75.0%
Pastor	5	41.7%
Leadership Staff	4	33.3%
Friendliness	9	75.0%
Church Resources (Worship Service, Sunday School, Children's Programs, Youth Program, etc.)	5	41.7%
Other (Please specify)	2	16.7%
Total Responses	34	



Other (Please specify)

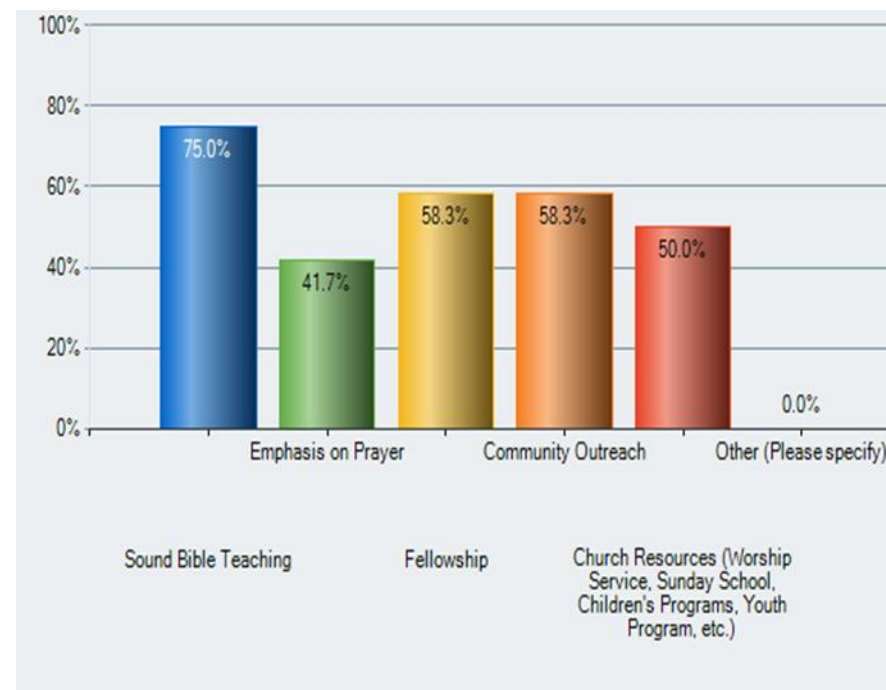
Response No.	Response Text
1	True family atmosphere
2	Small

Q 18

What do you feel defines KHBC? (Please select all that apply)

Page 18

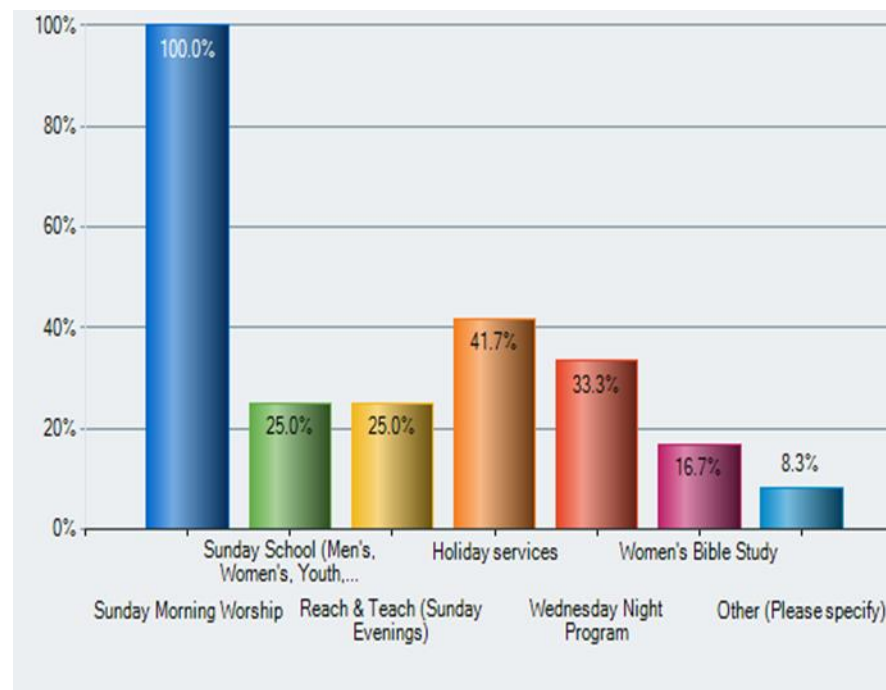
Answer	Responses	Percentage
Sound Bible Teaching	9	75.0%
Emphasis on Prayer	5	41.7%
Fellowship	7	58.3%
Community Outreach	7	58.3%
Church Resources (Worship Service, Sunday School, Children's Programs, Youth Program, etc.)	6	50.0%
Other (Please specify)	0	0%
Total Responses	34	



Q 19

Which services/activities have you attended so far? Please select all that apply.

Answer	Responses	Percentage
Sunday Morning Worship	12	100.0%
Sunday School (Men's, Women's, Youth, and/or Children's)	3	25.0%
Reach & Teach (Sunday Night)	3	25.0%
Holiday Services	5	41.7%
Wednesday Night Program	4	33.3%
Women's Bible Study	2	16.7%
Other (Please specify)	1	8.3%
Total Responses	30	



Other (Please specify)

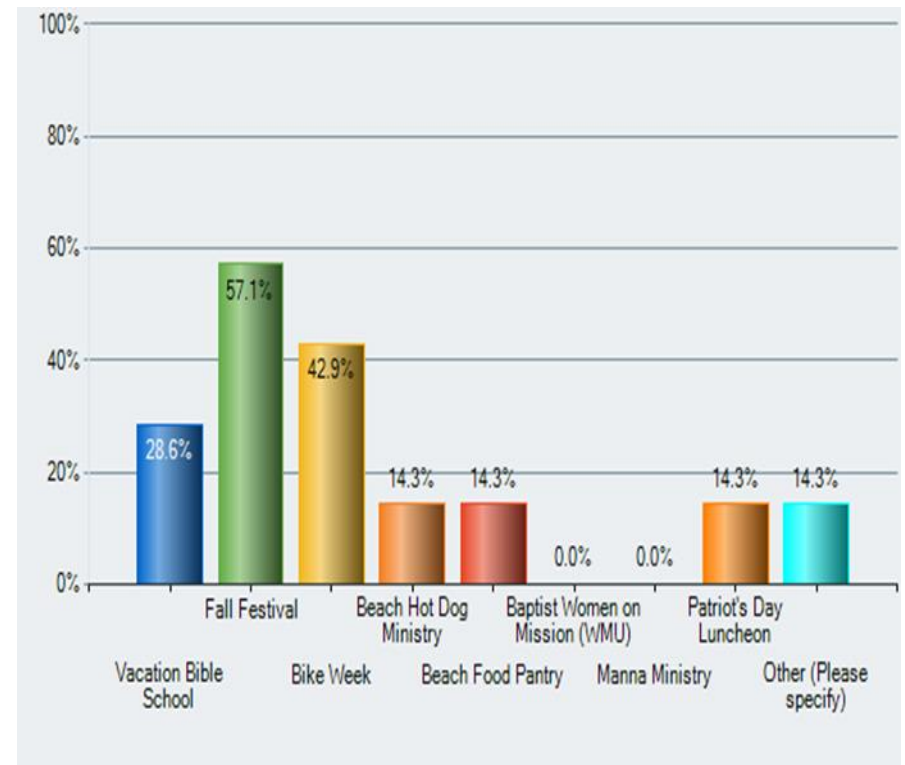
Response No.	Response Text
1	Fall festival (Halloween)

Q 20

Which In-Church and Community Outreach activities have you attended and/or participated in so far? Please

Page 20

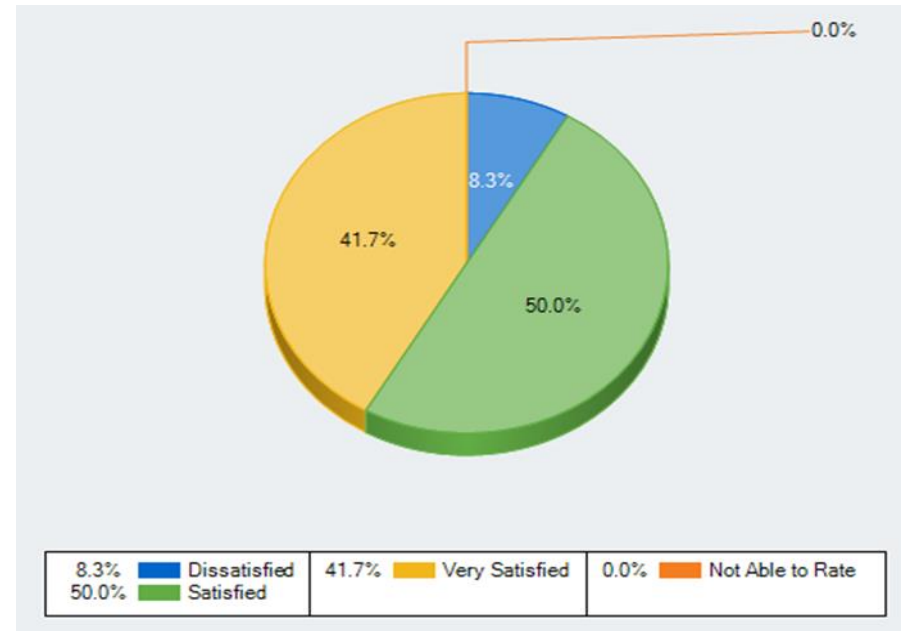
Answer	Responses	Percentage
Vacation Bible School	2	28.6%
Fall Festival	4	57.1%
Bike Week	3	42.9%
Beach Hot Dog Ministry	1	14.3%
Beach Food Pantry	1	14.3%
Baptist Women on Mission (WMU)	0	0%
Manna Ministry	0	0%
Patriot's Day Luncheon	1	14.3%
Other (Please specify)	1	14.3%
Total Responses	13	



Other (Please specify)	
Response No.	Response Text
1	monthly lunches after service

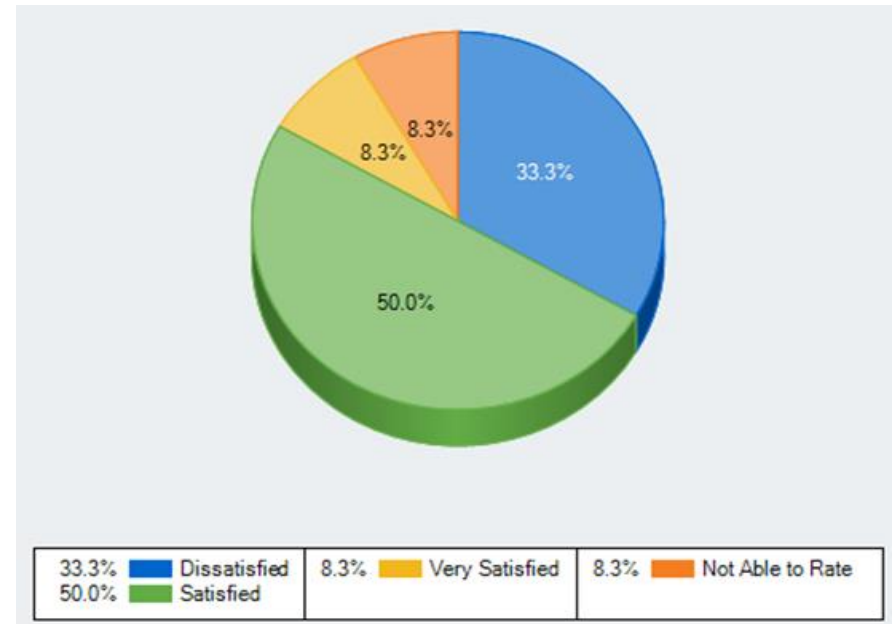
Q 21A Based on your past experiences, please rate your satisfaction with the following areas in the life of our church. SERMONS

Answer	Responses	Value	Percentage
Dissatisfied	1	1	8.3%
Satisfied	6	2	50.0%
Very Satisfied	5	3	41.7%
Not Able to Rate	0	NULL	0%
Total Responses	12	Weighted Score 2.33	



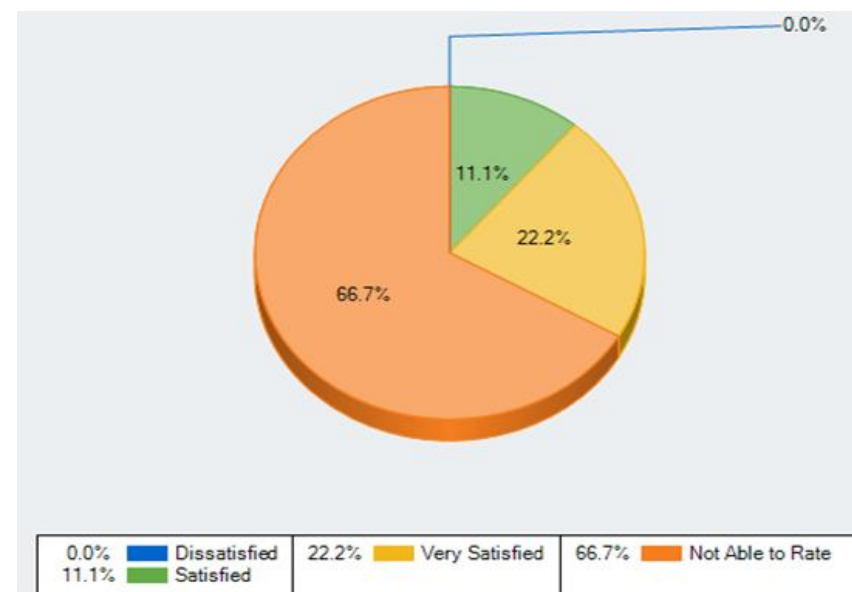
Q 21B Based on your past experiences, please rate your satisfaction with the following areas in the life of our church. WORSHIP MUSIC

Answer	Responses	Value	Percentage
Dissatisfied	4	1	33.3%
Satisfied	6	2	50.0%
Very Satisfied	1	3	8.3%
Not Able to Rate	1	NULL	8.3%
Total Responses	12	Weighted Score 1.73	



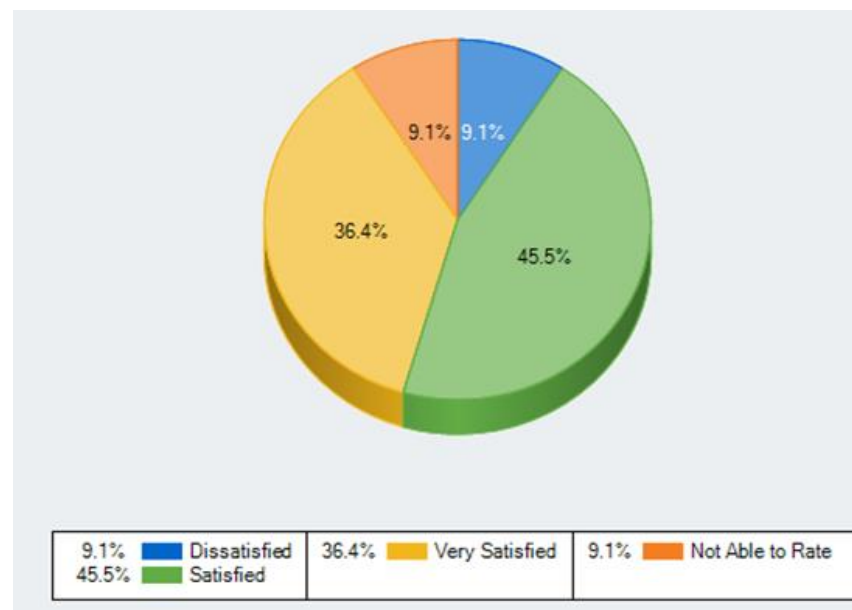
Q 21C Based on your past experiences, please rate your satisfaction with the following areas in the life of our church. **CHILDCARE**

Answer	Responses	Value	Percentage
Dissatisfied	0	1	0%
Satisfied	1	2	11.1%
Very Satisfied	2	3	22.2%
Not Able to Rate	6	NULL	66.7%
Total Responses	9	Weighted Score 2.67	



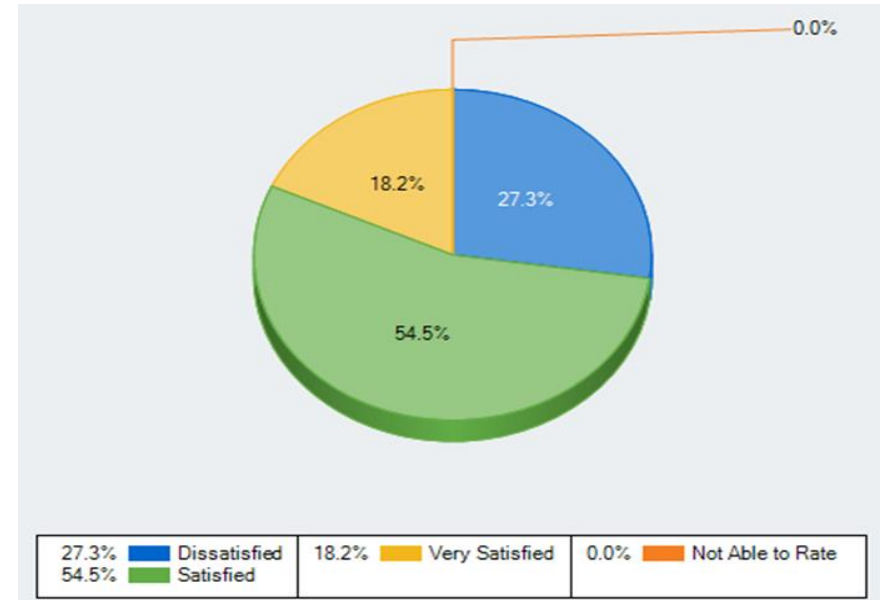
Q 21D Based on your past experiences, please rate your satisfaction with the following areas in the life of our church. **CHURCH FACILITIES**

Answer	Responses	Value	Percentage
Dissatisfied	1	1	9.1%
Satisfied	5	2	45.5%
Very Satisfied	4	3	36.4%
Not Able to Rate	1	NULL	9.7%
Total Responses	11	Weighted Score 2.30	



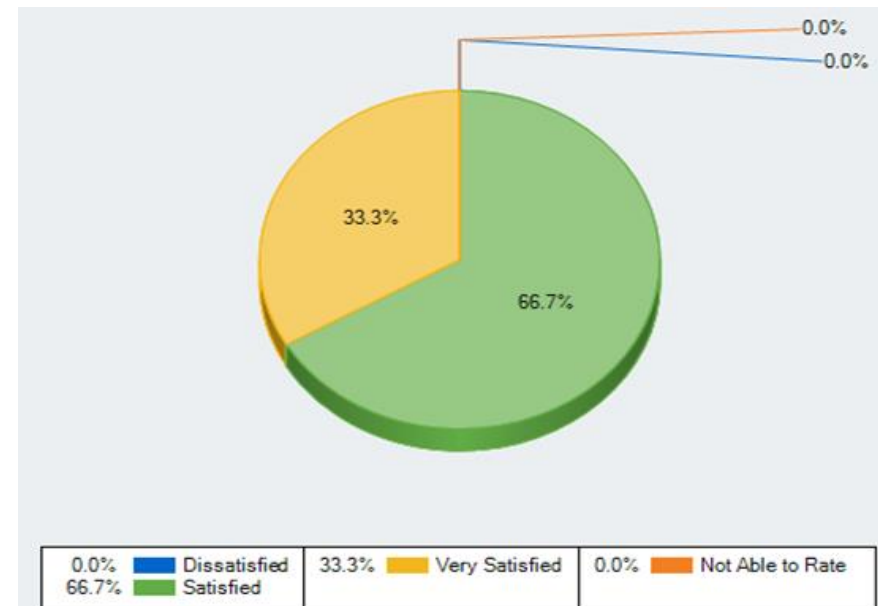
Q 21E Based on your past experiences, please rate your satisfaction with the following areas in the life of our church. **SERVICE TIMES**

Answer	Responses	Value	Percentage
Dissatisfied	3	1	27.3%
Satisfied	6	2	54.5%
Very Satisfied	2	3	18.2%
Not Able to Rate	0	NULL	0%
Total Responses	11	Weighted Score 1.91	



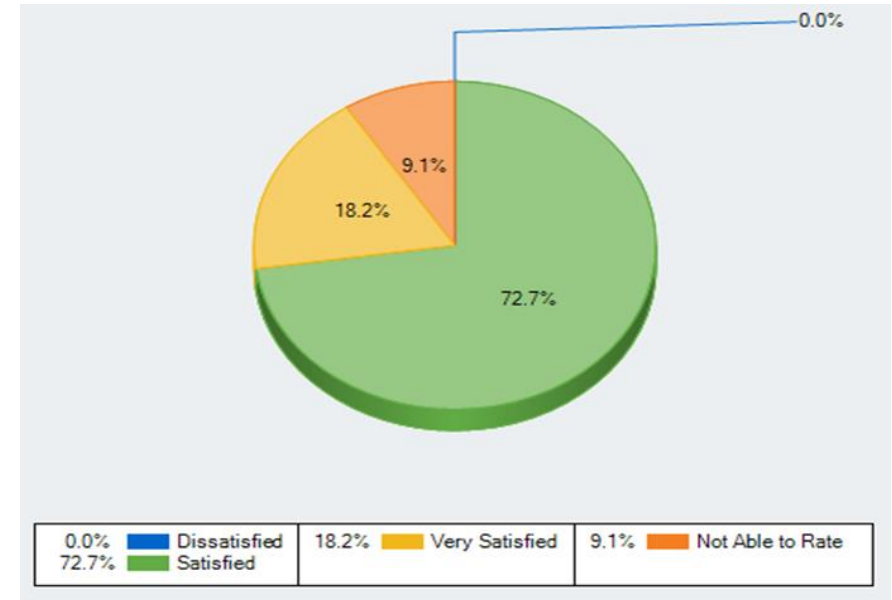
Q 21F Based on your past experiences, please rate your satisfaction with the following areas in the life of our church. **FELLOWSHIP/COMMUNITY**

Answer	Responses	Value	Percentage
Dissatisfied	0	1	0%
Satisfied	8	2	66.7%
Very Satisfied	4	3	33.3%
Not Able to Rate	0	NULL	0%
Total Responses	12	Weighted Score 2.33	



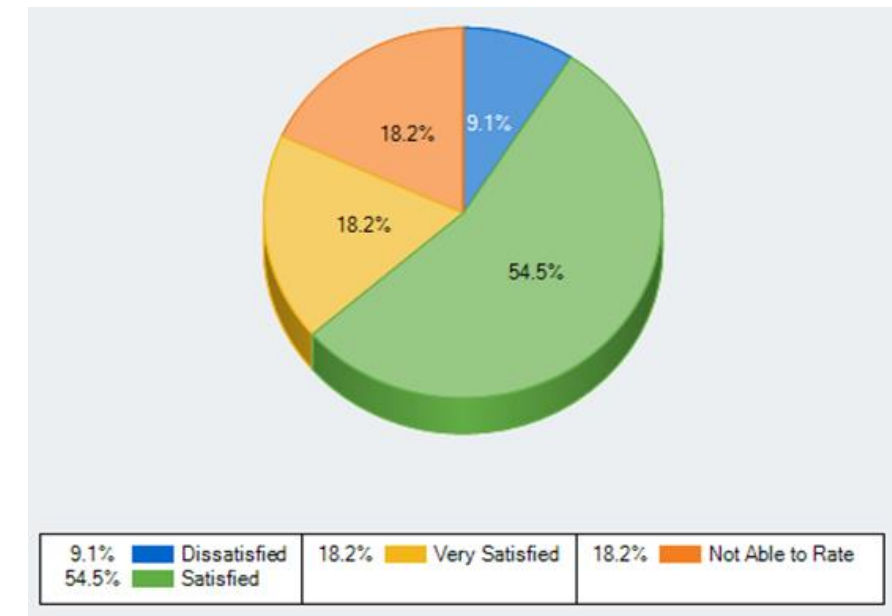
Q 21G Based on your past experiences, please rate your satisfaction with the following areas in the life of our church. LEADERSHIP

Answer	Responses	Value	Percentage
Dissatisfied	0	1	0%
Satisfied	8	2	72.7%
Very Satisfied	2	3	18.2%
Not Able to Rate	1	NULL	9.1%
Total Responses	11	Weighted Score 2.20	



Q 21H Based on your past experiences, please rate your satisfaction with the following areas in the life of our church. BIBLE STUDIES

Answer	Responses	Value	Percentage
Dissatisfied	1	1	9.1%
Satisfied	6	2	54.5%
Very Satisfied	2	3	18.2%
Not Able to Rate	2	NULL	18.2%
Total Responses	11	Weighted Score 2.11	



Q22. As KHBC moves forward, what improvements do you recommend and/or would like to see implemented?

Response Number	Response Text
1	More traditional music
2	KHBC has an open heart to all, their outreach should continue, the love for children radiates from the congregation. Without offending Steve, I hope we do not get a pastor who yells at us. Steve's passionate yelling I do understand, is because he loves Christ and all of us -no offense, we LOVE him.
3	More use of the hymnal. Less interruptions of people walking in and out of the church during the service.
4	Continually work to improve Sunday school worship/service.
5	I'm not familiar with the processes used by the church to nominate and elect Deacons. I'm very impressed with the dedication and service of the current Deacons who provide service to the church. However, one of the primary features I notice in the Church is the strength, knowledge, and dedication of many women members. I strongly believe 1 or more of these women should be nominated to become Deacons. In this position, I strongly believe they would be able to make this good church even better.
6	I loved when Yvonne was doing bible study, Steve very nice but hard to follow in his sermon and bible study
7	Combined women and men Sunday School class.
8	I'm happy
9	Lean more towards traditional services rather than contemporary. Maybe 2 services; traditional service at 9AM and contemporary service at 10AM. An early service during summer rental season would help those who work on Sunday.
10	Love the Church, just a few things - you said to be honest: I wish the Deacons sat with the others for Wed night meals & lessons I love to hear Jayme sing, I just can't sing along with her during hymns, which I miss I wish we had an early service like 9 am for summer days when so often I have company or am joining family & friends for a day on the beach I so miss Don. I loved hearing his sermons; I left with a mission each week & he made me feel like he 'noticed' me when he was preaching
11	I enjoyed the movie nights last summer. I attend 7 months out of the year! I am a seasonal member.

